

MediaMAX EVO S2 firmware upgrade

Necessary material:


- MediaMAX EVO S2 with version 1.0.4 or later;
- USB 2.0 memory stick;
- Last firmware version for MediaMAX EVO;
- PC;

Previous steps:

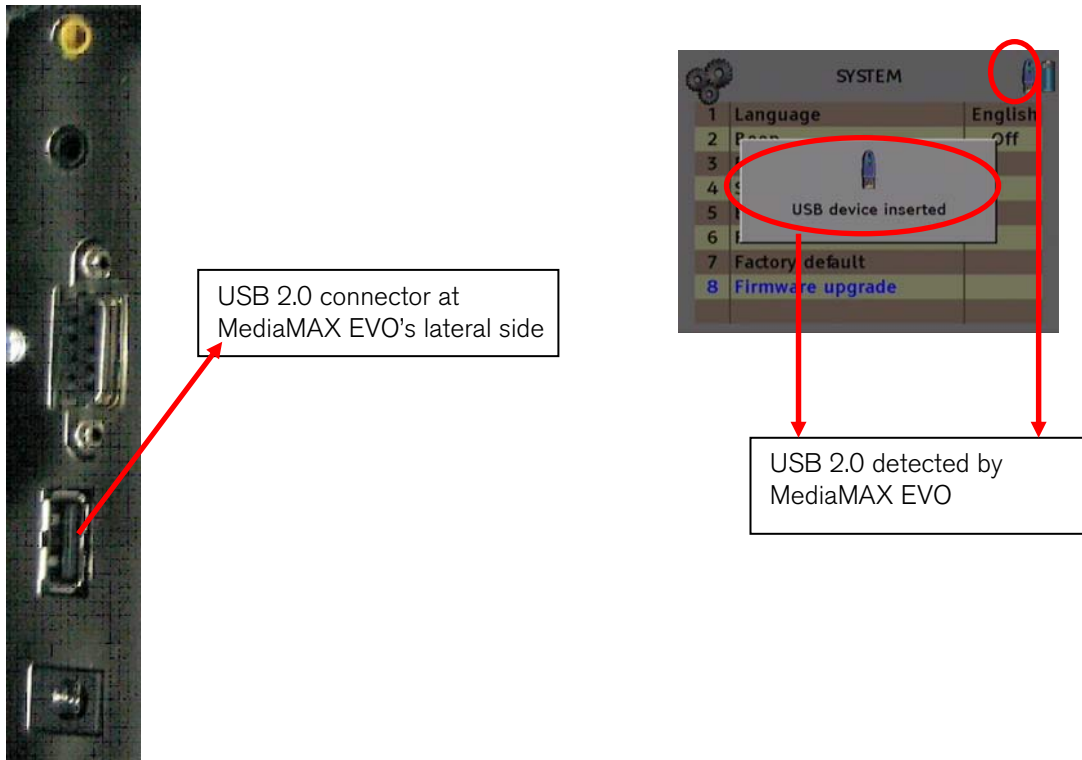
- Download last firmware version available for your field strength meter. You can find at:
<http://www.ftemaximal.com/ingles/firmware.php>
 - <http://www.ftemaximal.com/ingles/productos2.php?id=19&idss=101&idp=831&num=5&idserie=101>.
- Unzip the file downloaded from the web site. It contains:
 - app_S2_usb.bin

Upgrading:

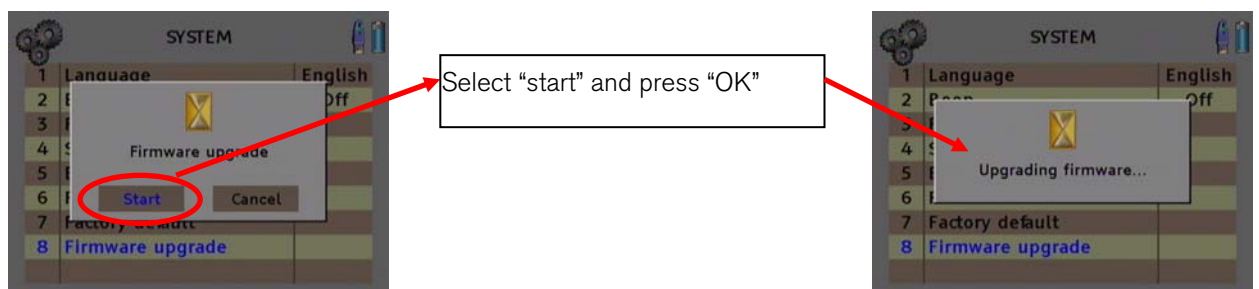
1. Copy in the root directory of your USB 2.0 memory stick the file app_S2_usb.bin;
2. Switch on EVO. Access to "Setup" menu → "System" → and go to "Firmware upgrade" option, but **DON'T** confirm this option with "OK".



3. In this moment, insert USB 2.0 memory stick into the field strength meter. If it has been inserted correctly and detected by the MediaMAX EVO, next screen will appear:



4. Confirm the "Firmware upgrade" option using "OK". Next screen will appear:



5. Once the upgrading has finished, the EVO will automatically re-boot. After this step, MediaMAX EVO will have last firmware version installed.